

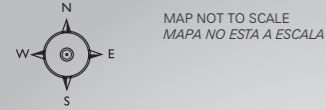
Route 204

Schedule effective April 24, 2017 | Horario efectivo a partir del 24 de abril del 2017

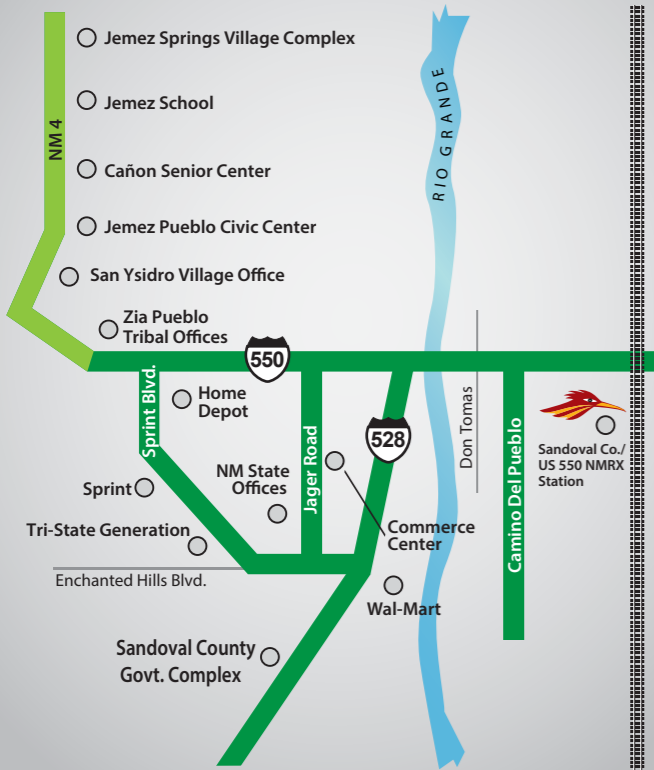
Weekday Schedule

Horario de lunes a viernes

Bernalillo • Zia Pueblo • San Ysidro
Jemez Pueblo • Cañon • Jemez Springs



MAP NOT TO SCALE
MAPA NO ESTÁ A ESCALA



Please note: each color on the route map represents a fare zone.
Tome nota: cada color en el mapa representa una zona de tarifa.

Route 204 — From Jemez Springs / Desde Jemez Springs

Jemez Springs Village Complex	5:20a	8:32a	3:40p	6:56p	7:52p
Jemez School	—	—	3:58p	—	—
Cañon Senior Center	5:38a	8:48a	4:05p	—	—
Jemez Pueblo Civic Center	5:49a	9:01a	4:13p	7:21p	8:17p
San Ysidro Village Office	5:59a	9:08a	4:26p	7:30p	8:26p
Capital Square Drive	6:08a	9:21a	4:37p	—	—
Safelite (Sprint) Blvd. @ Home Depot	—	—	—	—	—
Sandoval Co. / US 550 Rail Runner Station	6:33a	—	5:04p	—	—
Safelite (Sprint) Blvd. @ Home Depot	—	9:41a	—	—	—
Stanley Dr. @ Safelite Building	—	9:42a	—	—	—
Fulcrum Way @ Tri-State Generation	—	9:45a	—	—	—
Jager Way @ Albertsons	—	9:47a	—	—	—
Wal-Mart	—	9:50a	—	—	—
US 550 Rail Runner	—	10:00a	—	—	—
Camino Del Pueblo @ Old Sandoval County Courthouse STOP ON REQUEST ONLY	—	10:15a	—	—	—

Route 204 — To Jemez Springs / Hacia Jemez Springs

Camino Del Pueblo @ Old Sandoval County Courthouse	—	1:47p	—	—
US 550 Rail Runner Station	6:47a	2:03p*	5:17p	6:13p
Safelite (Sprint) Blvd. @ Home Depot	6:57a	—	5:37p	6:33p
Capital Square Drive	7:16a	2:27p	6:03p	6:59p
San Ysidro Village Office	7:24a	2:39p♦	6:11p	7:07p
Jemez Pueblo Civic Center	7:31a	2:45p	6:21p	7:17p
Cañon Senior Center	7:37a	2:50p	6:28p	7:24p
Jemez School	7:42a	—	—	—
Jemez Springs Village Complex	8:02a	3:10p	6:51p	7:47p

* Connection with Route 202 to Cochiti Lake
* Conecta con Ruta 202 hacia Cochiti Lake

♦ Connection with Route 8 to Cuba, NM
♦ Conecta con Ruta 8 hacia Cuba, NM

Rio Metro Bus Fares

Full Fare — One Way \$1 per zone
tarifa completa — un solo sentido

Reduced Fare — One Way \$.50 per zone
tarifa de descuento — un solo sentido

Full Fare — Monthly Pass \$30
tarifa completa — boleto para el mes

Reduced Fare — Monthly Pass \$15
tarifa de descuento — boleto para el mes

Please note: Route 204 consists of two zones.
Tome nota: la Ruta 204 consiste de dos zonas.

FREE FARES / TARIFA GRATIS

Veterans with a VA Medical Card | Veteranos con una tarjeta médica VA
Children 9 and under | Niños 9 años y menos

- Youth ages 10-17
- Students with a valid Student ID
- Seniors age 62+
- Medicare card holders
- People with disabilities who show:
 - An NM Motor Vehicle Department notification
 - A letter from doctor indicating the disability (with exp. date)
 - An ABQ RIDE Honored Citizen Card
 - A Santa Fe Ride Card or Santa Fe Trails Half Fare Card

Tarifa de descuento aplica a

- Edades juveniles 10-17
- Estudiantes con un ID válido de estudiante
- Mayores de 62 años
- Titulares de tarjetas Medicare
- Personas con discapacidades que muestren:
 - Una notificación del Departamento de Vehículos Motorizados NM
 - Una carta de un médico que indique la discapacidad (con fecha de finalización)
 - Una Tarjeta de Ciudadano Honrado ABQ RIDE
 - Una Tarjeta de Viaje de Santa Fe o una Tarjeta de Media Tarifa de Santa Fe Trails

Contact Information

Información de contacto

NM Rail Runner

866.795.RAIL (7245)
www.riometro.org

Rio Metro Valencia

505.352.3595
www.riometro.org

Rio Metro Sandoval

877.660.1110
www.riometro.org

ABQ RIDE

505.243.RIDE (7433)
www.cabq.gov/transit

NM Park & Ride

866.551.RIDE (7433)
www.nmparkandride.com

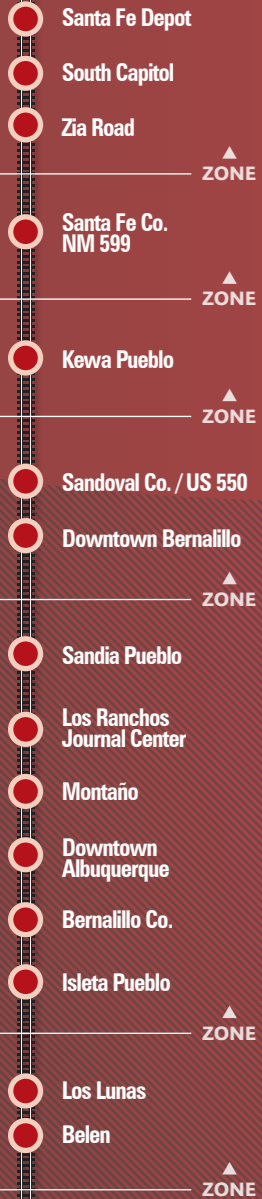

North Central RTD

866.206.0754
www.ncrtd.org

Santa Fe Trails

866.551.RIDE (7433)
www.santafenm.gov

SCHEDULE EFFECTIVE April 24, 2017
Horario efectivo a partir del 24 de abril del 2017



Weekday Schedule

Horario de lunes a viernes

READING THE SCHEDULE

- Decide whether you are going north (at top) or south (at bottom).
- On the left-hand side, find the station from which you are leaving.
- Read across to find the times the Rail Runner departs from that station.
- From there, read down to find what time the Rail Runner will arrive at the station to which you are traveling.

COMO LEER EL HORARIO

- Decida si va a ir al norte (en la parte de arriba) o al sur (en la parte de abajo).
- En el lado izquierdo, encuentre la estación desde la cual usted sale.
- Lea para encontrar los horarios en los que sale el Rail Runner de la estación.
- Desde allí, lea para encontrar la hora en la que el Rail Runner llegará a la estación hacia la cual usted se dirige.

Rail Runner Full Fare / Tarifa completa

	one-way	day pass	monthly	annual pass
	<i>solo sentido</i>	<i>boleto para el día</i>	<i>boleto para el mes</i>	<i>boleto para el año</i>
1 zone	\$2	\$3	\$39	\$385
2 zones	\$3	\$4	\$55	\$550
3 zones	\$5	\$6	\$72	\$715
4 zones	\$8	\$9	\$105	\$1045
5 zones	\$9	\$10	\$110	\$1100
6 zones	\$10	\$11	\$121	\$1210

Rail Runner Reduced Fare* / Tarifa de descuento

	one-way	day pass	monthly	annual pass
	<i>solo sentido</i>	<i>boleto para el día</i>	<i>boleto para el mes</i>	<i>boleto para el año</i>
1 zone	\$1	\$2	\$19	\$187
2 zones	\$1	\$2	\$28	\$275
3 zones	\$2	\$3	\$36	\$352
4 zones	\$4	\$6	\$52	\$517
5 zones	\$4	\$7	\$55	\$550
6 zones	\$5	\$8	\$61	\$605

*See reduced fare eligibility requirements inside brochure
*Los requisitos de elegibilidad para tarifa de descuento se encuentran en el folleto

- Count the number of zones through which you will travel.
 - Pick the type of fare you need (a one-way ticket, a day pass, are you eligible for a reduced fare?).
 - Check the chart below to calculate your fare.
- Cuente los números de zonas por las cuales usted pasará al viajar.
 - Seleccione el tipo de tarifa que necesite (boleto de ida, un pase para el día o si es elegible para una tarifa reducida).
 - Consulte en la siguiente tabla para calcular su tarifa.

ESTACIONES DE TREN	Northbound / rumbo norte										
	#502	#504	#102 EXPRESS	#506	#508	#510	#512	#514	#516	#518	#520
Belen	-	-	5:39A	6:35A	8:04A	-	3:40P	-	5:51P	7:01P	7:57P
Los Lunas	-	-	5:49A	6:46A	8:15A	-	3:51P	-	6:01P	7:12P	8:08P
Isleta Pueblo	-	-	6:02A	6:59A	8:27A	-	4:04P	-	6:16P	7:26P	8:22P
Bernalillo County	-	-	6:10A	7:06A	8:35A	-	4:11P	-	6:29P	7:35P	8:31P
Downtown ABQ	4:32A	5:02A	6:22A	7:19A	8:42A	9:35A	4:26P	5:34P	6:48P	7:42P	8:38P
Montañito	4:41A	5:11A	-	7:29A	-	9:44A	4:35P	5:43P	6:58P	-	-
Los Ranchos / JC	4:47A	5:17A	6:34A	7:36A	-	9:50A	4:41P	5:49P	7:06P	-	-
Sandia Pueblo	4:52A	5:22A	-	7:42A	-	9:55A	4:46P	5:54P	7:12P	-	-
Downtown Bernalillo	5:01A	5:31A	-	7:52A	-	10:03A	4:54P	6:07P	7:26P	-	-
Sandoval / US 550	5:05A	5:35A	6:46A	7:58A	-	10:08A	4:59P	6:12P	7:31P	-	-
Kewa	5:25A	5:55A	7:05A	8:18A	-	10:28A	5:19P	6:34P	7:50P	-	-
SF County / NM 599	5:48A	6:18A	7:24A	8:39A	-	10:51A	5:43P	6:57P	8:13P	-	-
Zia Road	5:58A	6:28A	-	8:49A	-	11:01A	5:53P	7:07P	8:23P	-	-
South Capitol	6:08A	6:38A	7:40A	8:56A	-	11:11A	6:00P	7:17P	8:33P	-	-
Santa Fe Depot	6:13A	6:43A	7:45A	9:01A	-	11:16A	6:05P	7:22P	8:38P	-	-

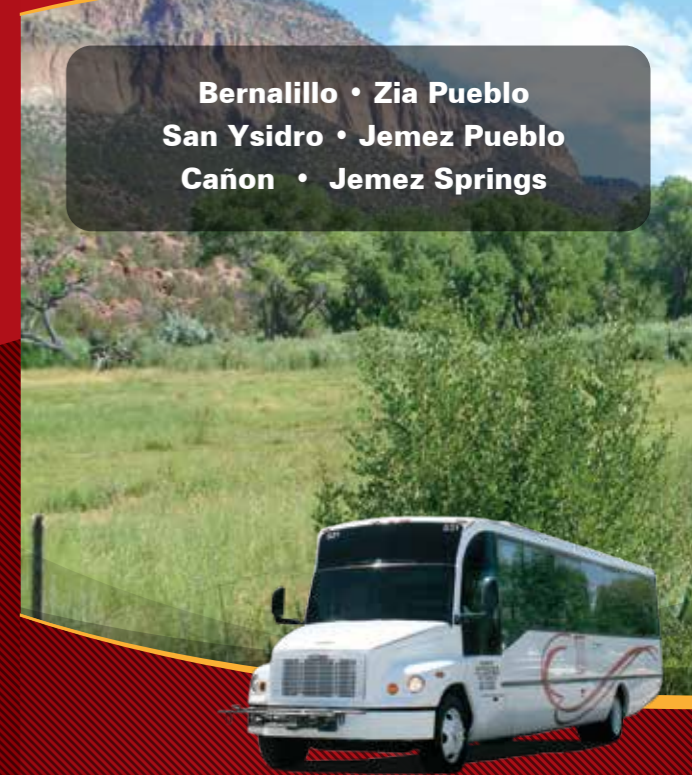
READ DOWN
LEA HACIA ABAJO

ESTACIONES DE TREN	Southbound / rumbo sur										
	#501	#503	#507	#509	#511	#513	#515	#101 EXPRESS	#517	#519	#521
Santa Fe Depot	-	-	5:39A	7:13A	1:02P	-	4:15P	5:04P	5:30P	6:46P	9:00P
South Capitol	-	-	5:43A	7:18A	1:07P	-	4:20P	5:09P	5:35P	6:51P	9:05P
Zia Road	-	-	5:49A	7:25A	1:14P	-	4:27P	-	5:42P	6:58P	9:12P
SF County / NM 599	-	-	6:01A	7:37A	1:26P	-	4:39P	5:26P	5:54P	7:10P	9:24P
Kewa	-	-	6:19A	7:55A	1:44P	-	4:57P	-	6:12P	7:28P	9:42P
Sandoval / US 550	-	-	6:38A	8:14A	2:03P	-	5:16P	6:02P	6:31P	7:47P	10:01P
Downtown Bernalillo	-	-	6:43A	8:18A	2:07P	-	5:20P	-	6:35P	7:51P	10:05P
Sandia Pueblo	-	-	6:52A	8:27A	2:16P	-	5:29P	-	6:44P	8:00P	10:14P
Los Ranchos / JC	-	-	6:57A	8:32A	2:21P	-	5:34P	6:14P	6:49P	8:05P	10:19P
Montañito	-	-	7:02A	8:37A	2:26P	-	5:39P	-	6:54P	8:10P	10:24P
Downtown ABQ	4:45A	5:30A	7:10A	8:45A	2:37P	4:30P	5:50P	6:25P	7:02P	8:18P	10:32P
Bernalillo County	4:53A	5:41A	7:19A	-	2:45P	4:38P	5:57P	-	7:09P	-	-
Isleta Pueblo	5:01A	5:49A	7:27A	-	2:52P	4:45P	6:06P	-	7:17P	-	-
Los Lunas	5:13A	6:06A	7:39A	-	3:05P	4:58P	6:22P	-	7:31P	-	-
Belen	5:24A	6:17A	7:50A	-	3:15P	5:08P	6:33P	-	7:42P	-	-

READ DOWN
LEA HACIA ABAJO

- Train has designated QUIET CAR
El tren tiene un vagón silencioso (QUIET CAR)
- Means train does not stop
Significa que el tren no se detiene
- Train arrives but does not continue
El tren llega a destino pero no continúa

The Rio Metro Regional Transit District is committed to its Title VI obligations. We do not discriminate on the basis of race, color or national origin in the delivery of service. To obtain more information on our non-discrimination obligations or to file a Title VI complaint, contact us at 809 Copper Ave. NW, ABQ, NM 87102.
El Distrito de Tránsito Regional de Rio Metro cumple con las obligaciones del Título VI. No discriminamos por raza, color ni origen nacional al brindar nuestros servicios. Para obtener más información sobre nuestros deberes antidiscriminatorios o para presentar un reclamo del Título VI, contáctenos en 809 Copper Ave. NW, ABQ, NM 87102.



Sandoval County



RIO METRO
REGIONAL TRANSIT DISTRICT

866.795.7245 • RIOMETRO.ORG